MULTIPLE DISTRICT 3242

As of October 2026 Cumulative

Year	New Clubs	Dropped Clubs	Gain/ Loss Clubs	New Members	Charter Members	Reinstate Members	Transfer Members	Total Member Added	Total Members Dropped	Gain/ Loss Members
2022-2023	37	0	37	3,616	1,140	824	197	5,777	5,677	100
2023-2024	44	4	40	3,075	1,336	1,250	166	5,827	6,709	-882
2024-2025	75	3	72	3,619	1,848	842	205	6,514	6,415	99
2025-2026	100	32	68	5,069	2,439	521	126	8,155	5,371	2,784
2026-2027	37	6	31	2,195	872	158	67	3,292	993	2,299
Average	**59**	**9**	**50**	**3,515**	**1,527**	**719**	**152**	**5,913**	**5,033**	**880**

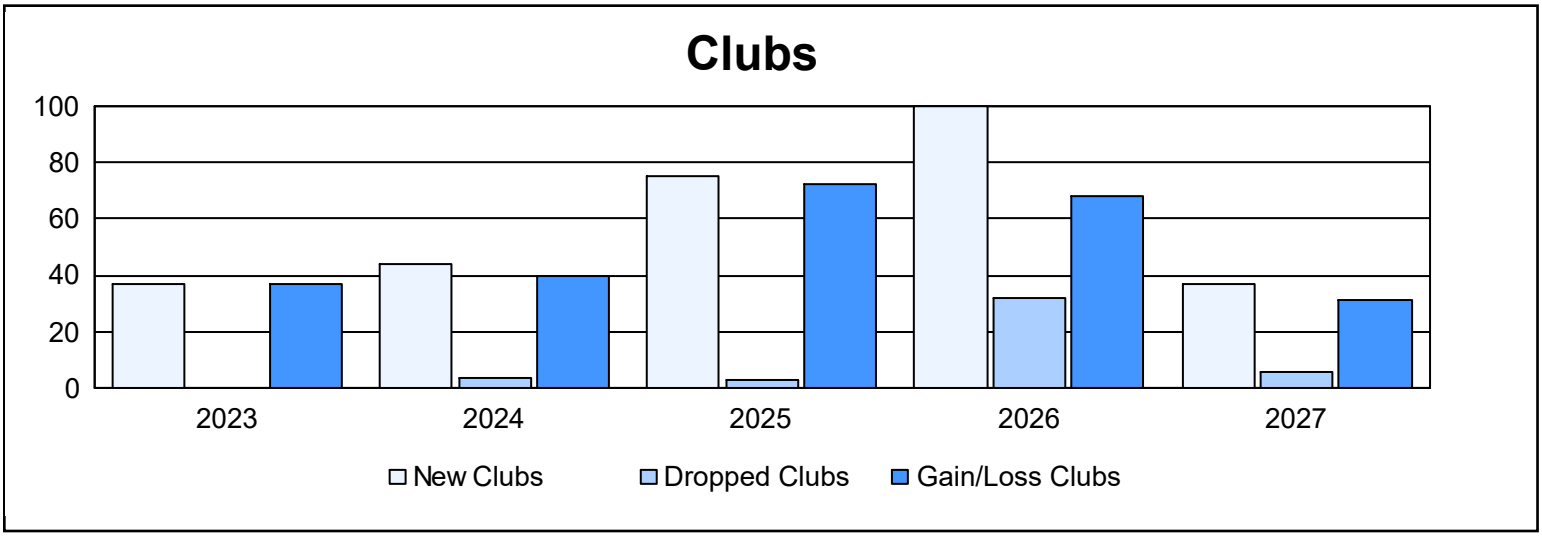

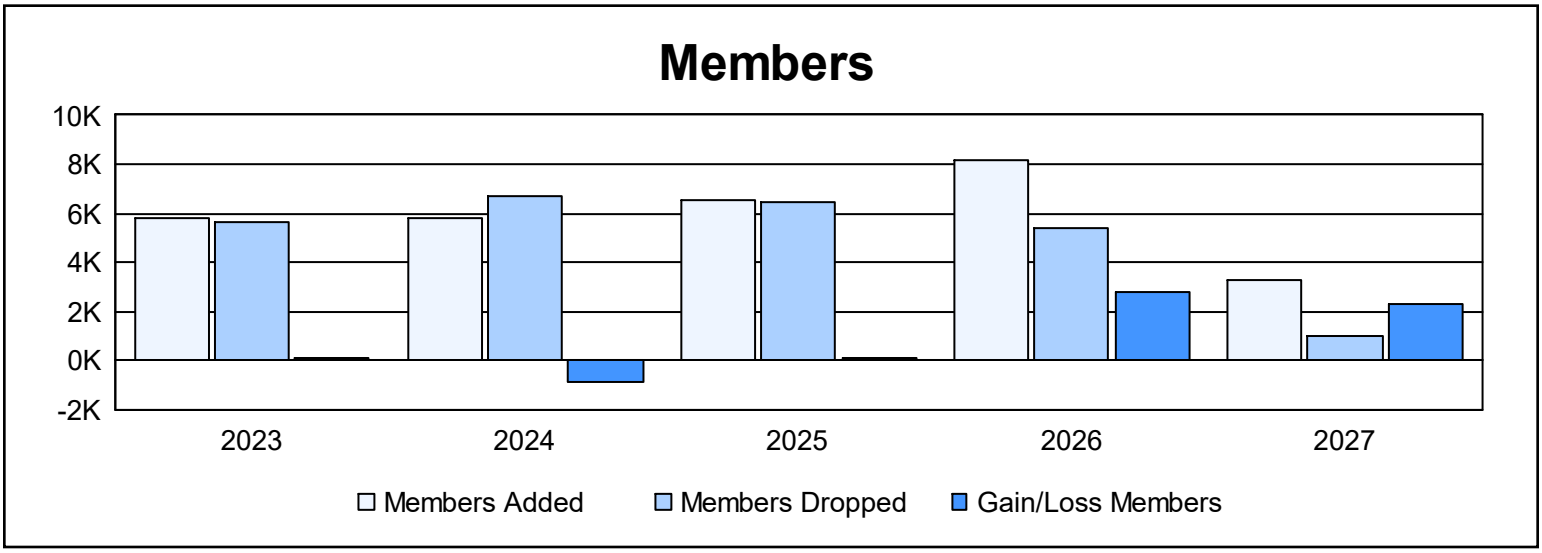

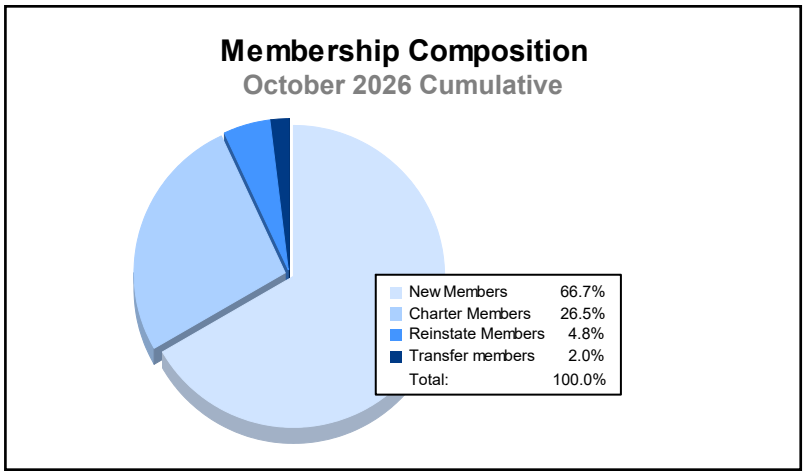
Membership Composition
October 2026 Cumulative
New Members 66.7%
Charter Members 26.5%
Reinstate Members 4.8%
Transfer members 2.0%
Total: 100.0%

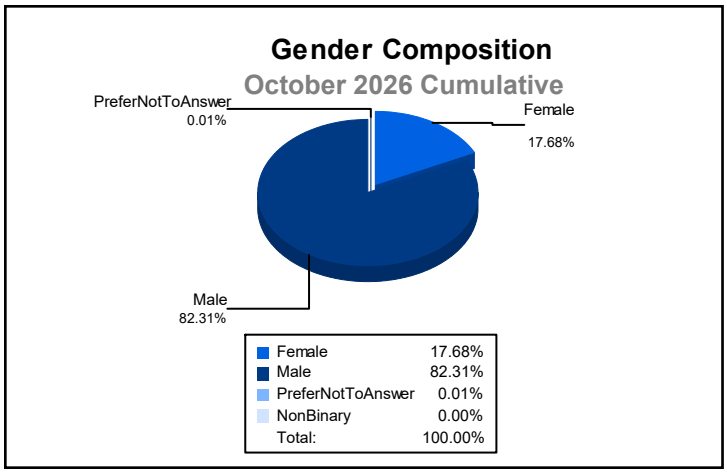
Gender Composition
October 2026 Cumulative
PreferNotToAnswer
0.01%
Female
17.68%
Male
82.31%
Female 17.68%
Male 82.31%
PreferNotToAnswer 0.01%
NonBinary 0.00%
Total: 100.00%